Huntkey航嘉

B10A-20自带线快充移动电源

产品说明书



型号: HKCPB2010B1

前言

尊敬的用户，感谢您选购航嘉产品。为了您能更进一步的了解产品，使用前请仔细阅读本说明书。祝您体验愉快！

包装清单

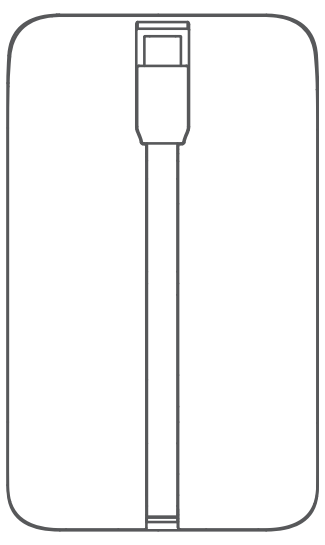

磁吸移动电源 × 1

Huntkey航嘉

B10A-20自带线快充移动电源

产品说明书

型号: HKCPB2010B1

说明书 × 1

产品示意图

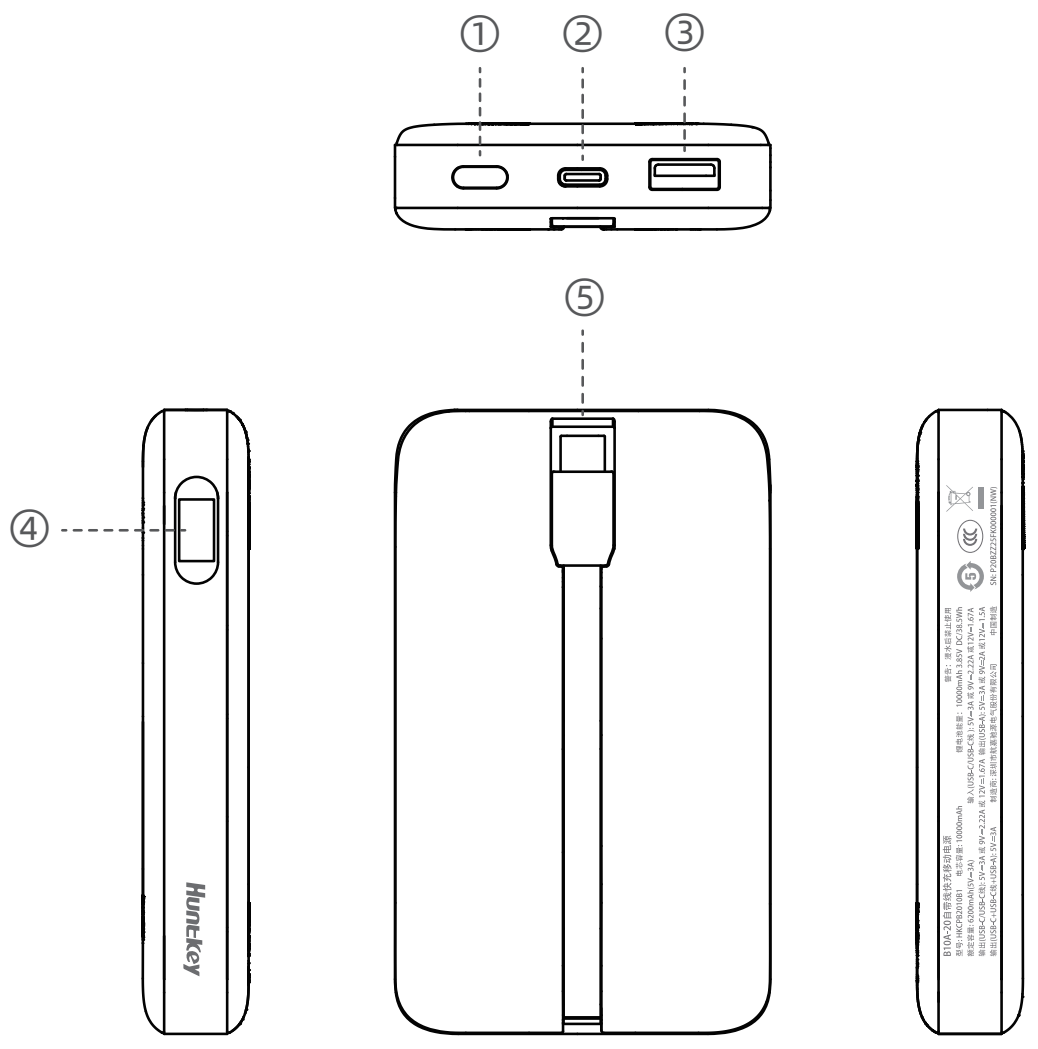

① 电源键　② USB-C输入/输出接口　③ USB-A输出接口

④ 电量显示　⑤ USB-C输入/输出线

产品参数

产品尺寸	116.4*70*19.7mm
电池类型	锂聚合物电池
电芯容量	10000mAh
锂电池能量	10000mAh 3.85V DC/38.5Wh
额定容量	6200mAh(5V⎓3A)
输入 (USB-C/USB-C 线)	5V⎓3A或9V⎓2.22A或12V⎓1.67A
输出 (USB-C/USB-C 线)	5V⎓3A或9V⎓2.22A或12V⎓1.67A
输出 (USB-A)	5V⎓3A或9V⎓2A或12V⎓1.5A
总输出 (USB-C+USB-C 线 +USB-A)	5V⎓3A
USB-C 线长度	约 110mm
产品重量	200g(近似值)
工作温度	-5℃~35℃
存储温度	-20℃~50℃
充电时间	约3小时（使用20W及以上充电器）

使用说明

- 首次使用时，请将本产品充满电。
- 请勿使用多合一的数据线同时给多台设备充电，以免损坏您的设备。
- 消费者若使用电源适配器供电，则应购买配套使用获得CCC认证并满足标准要求的电源适配器。
- 推荐搭配使用航嘉20W及以上PD充电器，以获得理想充电体验。
- 若本产品存在电池膨胀、漏液、变形等异常时，请停止使用。

- 浸水后禁止使用。
- 电量查询：短按底部电源键，显示屏将显示剩余电量的百分比，快速双击电源键可以关闭屏幕显示。
- 小电流充电模式：在亮屏状态下，长按电源键持续3秒以上，将进入小电流充电模式，适合为手环、耳机等低功率设备充电。快速双击电源键以退出小电流充电模式。
- 请将本产品放置在儿童不能接触的地方。
- 如较长时间不使用本产品，请您将它储存在干燥环境中，为保证电池使用寿命，请每3个月至少给产品进行一次完全的充放电。

安全警告

- 请勿将本产品暴露在高温环境中或发热设备周围，如汽车、日照暴晒、取暖器、微波炉、烤箱等高温环境，可能引起爆炸。
- 严禁使用未经认可或不兼容的充电器、充电线等，可能引发火灾、爆炸或其他危险。
- 请勿将本产品长时间置于不通风的空间内，如手提包，密闭空间容易引发火灾等危险。
- 本产品包含锂聚合物电芯，严禁私自拆开产品外壳以免造成电芯破损或引发火灾危险。
- 请勿跌落、挤压、穿刺、短路本产品，或投入水、火中以免引发危险事故。
- 请按当地规定处理本产品，不可将本产品作为生活垃圾处理，若处理不当可能导致爆炸。
- 请勿在雷雨天气使用本产品，以免导致产品故障或电击危险。

产品中有害物质的名称及含量

部件名称	有害物质									
	铅 (Pb)	汞 (Hg)	镉 (Cd)	六价铬 (Cr VI)	多溴联苯 (PBB)	多溴二苯醚 (PBDE)	邻苯二甲酸二(2-乙基)己酯 (DEHP)	邻苯二甲酸丁基苄酯 (BBP)	邻苯二甲酸二正丁酯 (DBP)	邻苯二甲酸二异丁酯 (DIBP)
塑胶外壳	○	○	○	○	○	○	○	○	○	○
开关按键	○	○	○	○	○	○	○	○	○	○
电芯	○	○	○	○	○	○	○	○	○	○
线材	○	○	○	○	○	○	○	○	○	○
PCBA	×	○	○	○	○	○	○	○	○	○

注1：○：表示该有害物质在该部件所有均质材料中的含量均不超出电器电子产品有害物质限制使用国家标准要求。

×：表示该有害物质至少在该部件的某一均质材料中的含量超出电器电子产品有害物质限制使用国家标准要求。

注2：以上未列出的部件，表明其有害物质含量均不超出电器电子产品有害物质限制使用国家标准要求。

技术说明：PCBA中的二极管、三极管中使用的高温焊锡含铅，符合达标管理目录限用物质应用例外清单8.1条款。

PCBA中的贴片电阻、二极管等使用的玻璃含铅，符合达标管理目录限用物质应用例外清单8.3.1条款。

保修说明

消费者通过合法渠道购买的Huntkey航嘉产品，自购机之日起一年内如果出现非人为原因造成的故障，可以享受产品保修服务。

为保证您的合法权益，请注意以下事项：

(1)保修卡应由用户妥善保管，遗失不补，涂改无效。

(2)本产品若发生非人为原因造成的故障，用户可凭保修卡和购机凭证，在保修期内到指定的维修点进行免费维修。

以下不属于保修服务范围

（1）产品超过保修有效期；
（2）无有效购机凭证，也无法证明所购产品在保修有效期内；
（3）保修卡型号与产品型号不符；
（4）无保修卡或者保修卡被涂改过；
（5）人为因素造成的损坏；
（6）非授权的维修、暴力操作、拆解、改装、挤压、进液、腐蚀；
（7）因水灾、火灾、雷击等不可抗力造成的损坏

如需在保修服务失效的情况下提供维修服务，航嘉将按零部件和人工成本计算合适的维修费用，并向用户提出维修报价，在征得用户的同意并支付费用后为用户的产品提供维修服务。

保修卡

尊敬的用户，感谢您使用Huntkey航嘉的产品。为了能更好地为您服务，在购买产品后，请您阅读、填写并妥善保存此保修卡。

用户姓名 ______
用户地址/邮编 ______
联系电话 ______
产品型号 ______
产品序列号 ______
购买日期 ______
发票号码 ______
销售单位名称 ______
销售单位地址/电话 ______

合格证

型号：HKCPB2010B1
检验员：______
出厂日期：______

深圳市航嘉驰源电气股份有限公司
Shenzhen Huntkey Electric Co., Ltd

深圳市龙岗区坂田街道雪象村航嘉工业园1#厂房四楼EF区
400-678-8388 @航嘉终端 航嘉终端
www.huntkey.com 航嘉官方旗舰店
中国制造

Huntkey
Power Your Dream

B10A-20 Power Bank with Built-in Cable

Manual

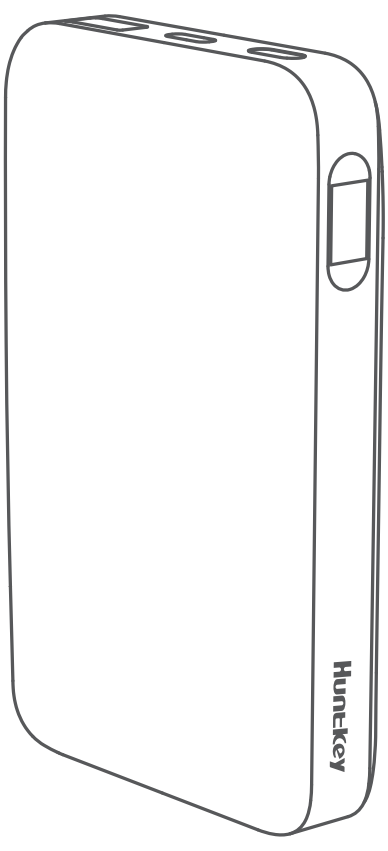

Model: HKCPB2010B1

Preface

Thank you for purchasing the Huntkey products. For optimum operation, please read this manual carefully before using.

Package Contents

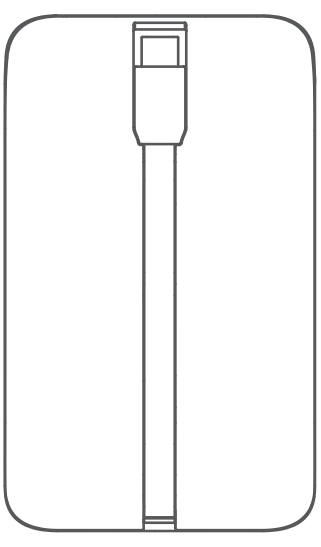

1 × Power Bank

Huntkey航嘉
B10A-20自带线快充移动电源
产品说明书
型号: HKCPB2010B1

1 × User Manual

Product Overview

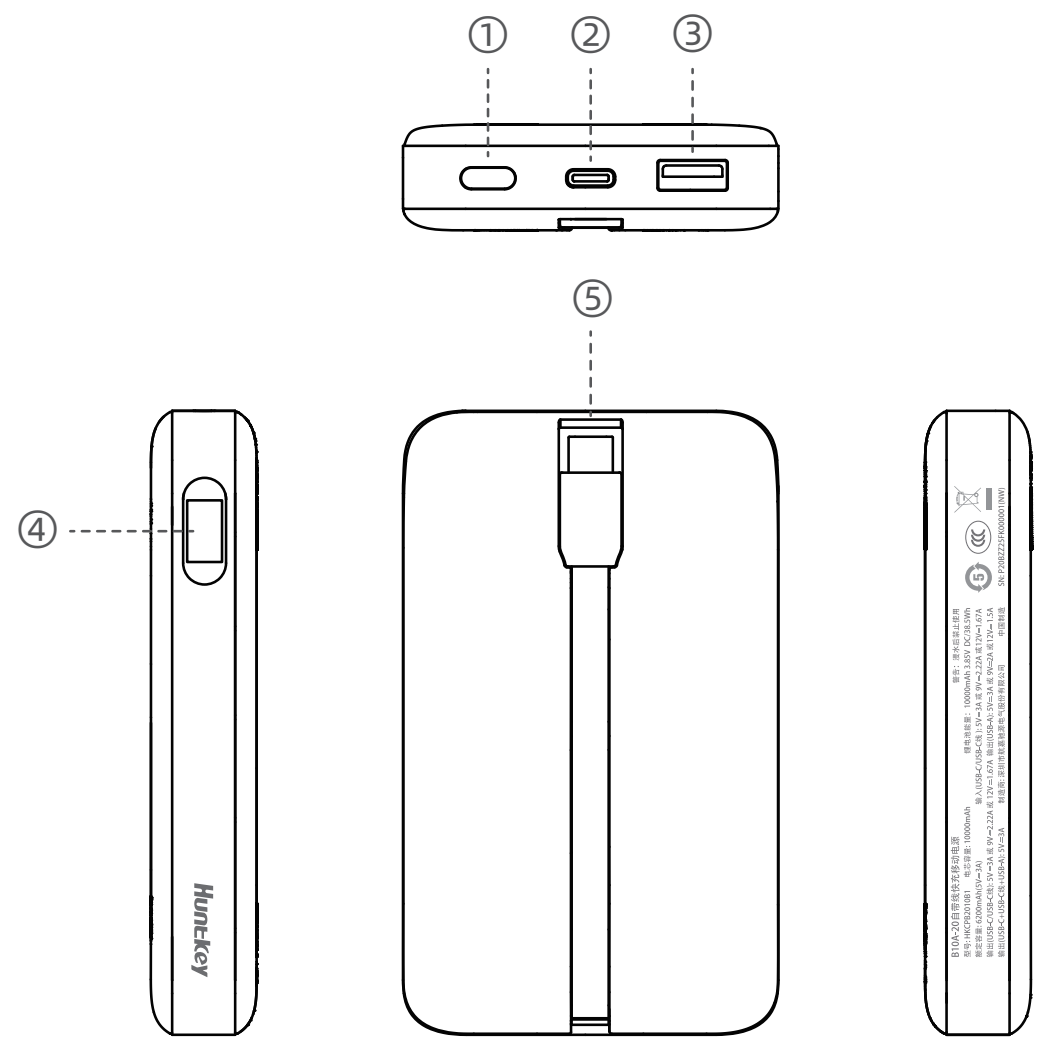

① Power Button ② USB-C Input/Output Port ③ USB-A Output Port
④ LCD Screen ⑤ USB-C Input/Output Cable

Specifications

Dimensions	116.4*70*19.7mm
Battery Type	Lithium-ion polymer battery
Battery Capacity	10000mAh
Lithium battery energy	10000mAh 3.85V DC/38.5Wh
Rated Capacity	6200mAh(5V⎓3A)
Input(USB-C/USB-C Cable)	5V⎓3A or 9V⎓2.22A or 12V⎓1.67A
Output(USB-C/USB-C Cable)	5V⎓3A or 9V⎓2.22A or 12V⎓1.67A
Output(USB-A)	5V⎓3A or 9V⎓2A or 12V⎓1.5A
Output(USB-C+USB-C Cable+USB-A)	5V⎓3A
Charging Cable	About 110 mm/USB-C
Product Weight	200g(approximation)
Operating Temperature	-5℃~35℃
Storage Temperature	-20℃~50℃
Charging Time	About 3 hours (using a 20W power adapter)

Instructions

- Please fully charge the product before its first use.
- Please don't use all-in-one cables to charge multiple devices at the same time, as it may damage your devices.
- For optimal performance, we recommend that you use Huntkey accessories such as 20W(or above) PD charger.
- Stop all use if the battery is swollen, leaking or deformed.
- Stop all use if the battery is submerged.
- Electric Quantity: Press the power button at the bottom, and the LCD screen will display the percentage of remaining electric quantity. Double-click the power button quickly to close the screen display.
- Low Current Charging Mode: Press the power button for more than 3 seconds, and the USB-C port will start the low current charging mode, which is for charging low-power devices such as wristbands and earphones.
- Please keep the product out of reach of children.
- When not in use, store the product in dry environment. To preserve lifespan, recharge and discharge it every 3 months.

Cautions

- Do not expose the product to excessive temperature or areas which may become hot, including but not limited to, on or near vehicles, space heaters, cooking appliances like oven.
- Use unapproved or incompatible power adapters, cables may result in fire, explosion or other hazards.
- Do not store the product in a restricted ventilation area like handbag for a long time, a closed-in area may result in fire or other hazards.
- The product contains a Lithium-ion battery. Disassembling product may cause property damage or fire.
- Do not drop, crush, puncture, short-circuit, or dispose of the product in fire or water.
- Disposal of the product separately from household waste, following local regulations.
- Do not use the product during a thunderstorm, it may cause malfunctions or electric shocks.

Warranty Description

If there is a failure caused by non-man-made reasons, consumers who purchased Huntkey products through legal channels can enjoy product warranty services within 12 months from the date of purchase.
In order to ensure your legitimate rights and interests, please keep in mind the following :
(1) The warranty card should be properly kept by the user. No replacement if lost. Invalid if altered.
(2) If there is a failure caused by non-man-made reasons, the user can use the warranty card and the purchase certificate for free maintenance at the designated maintenance point during the warranty period.
The following are not covered by warranty services:

- The product exceeds the warranty period;
- Damage caused by human factors;
- The warranty card model does not match the product model;
- There is no warranty card or the warranty card has been altered;
- There is no valid purchase certificate or no proof that the purchased product is within the warranty period;
- Unauthorized maintenance, violent operation, disassembling, modification, extrusion, liquid inlet, corrosion;
- Damage caused by force majeure such as flood, fire, lightning strike.

If the warranty service is void, the maintenance service is still required, Huntkey will calculate the appropriate maintenance fee according to the cost of parts and labor, make a maintenance quote to the user, and then provide maintenance services after obtaining the user's consent and payment.

Warranty Card

Dear users, thank you for using Huntkey's products. In order to better serve you, please read, fill out and properly keep this warranty card after purchasing the product.

Name ____________________
Address/Zip Code ____________________
Phone Number ____________________
Product Model ____________________
Product Serial Number ____________________
Date of Purchase ____________________
Invoice Number ____________________
Name of Marketing Unit ____________________
Add/Phone of Marketing Unit ____________________

Changes or modifications not expressly approved by the party responsible for compliance could void the user's authority to operate the equipment.

NOTE: This equipment has been tested and found to comply with the limits for a Class B digital device, pursuant to Part 15 of the FCC Rules. These limits are designed to provide reasonable protection against harmful interference in a residential installation. This equipment generates uses and can radiate radio frequency energy and, if not installed and used in accordance with the instructions, may cause harmful interference to radio communications. However, there is no guarantee that interference will not occur in a particular installation. If this equipment does cause harmful interference to radio or television reception, which can be determined by turning the equipment off and on, the user is encouraged to try to correct the interference by one or more of the following measures:
Reorient or relocate the receiving antenna.
Increase the separation between the equipment and receiver.
Connect the equipment into an outlet on a circuit different from that to which the receiver is connected.
Consult the dealer or an experienced radio/TV technician for help.

Huntkey
Power Your Dream

Shenzhen Huntkey Electric Co., Ltd
Huntkey Industrial Park, Banxue Road, Bantian, Shenzhen,
Guangdong 518129 China
400-678-8388 www.huntkey.com
Made in China